

# Sanitary partition wall type SV30

Cubicle system made of 30 mm chipboard

**schäfer**<sup>®</sup>  
Trennwandsysteme



Stylish and elegant partitioning.



BEFORE WE  
EXPECT TRUST FROM  
OUR CUSTOMERS,  
WE PROVIDE EVIDENCE  
*that's us!*

## ENVIRONMENT & SUSTAINABILITY *that's us!*

Sustainable management and careful use of resources are a matter of course for us and part of our corporate philosophy. This basic idea is consistently integrated and lived in our work processes. We are proud to be the first certified manufacturer of partition systems and lockers in Germany to operate according to the FSC™ and PEFC guidelines.

### PEFC - registered

We pay attention to a sustainable supply chain in which our products are procured under ecological, economic and socially just aspects.

### FSC™ - certified

As the first certified manufacturer in the area of partition systems and lockers in Germany, we make an active contribution to the protection of our earth with this future-oriented procurement method. We supply almost our entire range from sustainable wood in accordance with the specifications of the FSC™.



On request  
the products are  
available with  
FSC™ certification

## TÜV NORD GS TESTED SAFETY *that's us!*

Tested and certified by TÜV NORD these products meet the requirements of the Product Safety Act ProdSG § 21 Registration No. 44 329 14148808.



## MADE IN GERMANY *that's us!*

Our products are manufactured for you at the company site in Horhausen, Rhineland-Palatinate. This is the only way we can guarantee the high quality standards we set for our products.



## PREQUALIFIED *that's us!*

We are registered in the list of prequalified construction companies with the number 010.049740, proving that we are qualified for the products and services we offer.



## INNOVATIVE & DESIGN-ORIENTED *that's us!*

With our design-oriented and innovative products, we convince not only our customers, but also national and international committees.



reddot winner 2021





## The economic solution for dry rooms.

The Schäfer cubicle system type SV30 made of melamine resin coated chipboard is the right choice if a stable and easy-care system type in basic design is required. It is the ideal toilet partition wall system for dry sanitary areas.



#### Interesting facts about SV30

##### WC partition walls made of 30 mm thick chipboard

- A stable and easy-care partition wall
- Suitable for dry rooms
- ABS strips in the same colour as the panels
- Easy to clean and maintenance construction
- Large variety of decors and colours
- System will be produced acc. to the building site dimension

##### Privacy screens

- Wall-mounted privacy screens
- Made of 30 mm thick chipboard
- ABS strips and panels in the same colour
- Installed with durable aluminium holders
- Wall-mounted structures without bottom support feet are particularly hygienic, since floor cleaning can then be faster and more efficient
- Wide range of colors available
- Motif prints are optionally available
- Privacy screens will be produced acc. to the building site dimension



## Features type SV30

### Supports:



- Stainless steel supports, height-adjustable



- Aluminium supports, height-adjustable, price neutral

### Hinges:



- Stainless steel hinge with high-performance polymer
- Treads guarantee absolute freedom from maintenance
- The doors can be shut quietly



- Stainless steel rising hinge
- Doors with self-closing hinges are optionally available



- Aluminium hinge
- Running surface made of high-performance polymer
- Optionally with or without self-closing function
- Optionally available

## Variations of accessories type SV30


### Hardware:



Aluminium  
door handle  
Schäfer AL7050



Stainless steel  
door handle  
Schäfer ES6050



Nylon  
door handle\*  
Schäfer N8051



Aluminium  
one hand door knob  
INSAFE



Aluminium  
push handle SLIDESAFE

### Buffer and hooks:



Aluminium buffer  
Schäfer AL7015



Stainless steel buffer  
Schäfer ES6015



Nylon buffer\*  
Schäfer N8015



Aluminium hook  
Schäfer AL7011



Stainless steel hook  
Schäfer ES6011



Nylon hook\*  
Schäfer N8010

[To the one hand door knob INSAFE >](#)

[To the push handle SLIDESAFE >](#)

[To the sanitary accessories >](#)

\* All nylon finishes are available in  
RAL 9010 and RAL 7038

## Accessories for type SV30 BLACKLINE


Fittings from the BLACKLINE design series can be selected as an option for type SV30.



BLACKLINE  
aluminium one-hand door knob INSAFE  
with clearly visible free-occupied indicator



BLACKLINE  
stainless steel door handle  
with free-occupied locking device and emergency  
opening slot on the outside of the cubicle



BLACKLINE  
aluminium door buffer,  
invisible fixation  
Schäfer AL7015S



BLACKLINE  
aluminium hook  
Schäfer AL7011S



BLACKLINE  
aluminium hinge  
with self-closing function




**BLACKLINE**

## Colours type SV30

### Panels:



1001  
Weiß



1002  
Silbergrau



1004  
Anthrazit



1005  
Rot




1006  
Limonengrün




1007  
Wasserblau

### ABS-strips:



1001  
Weiß



1002  
Silbergrau



1004  
Anthrazit



1005  
Rot



6001  
Goldgelb



1006  
Limonengrün




1007  
Wasserblau



6002  
Ultramarinblau

### Profiles:



E6/EV1  
Eloxiert

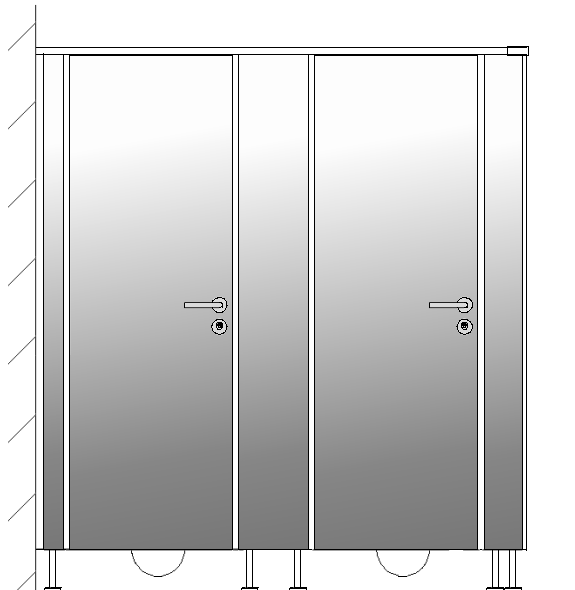
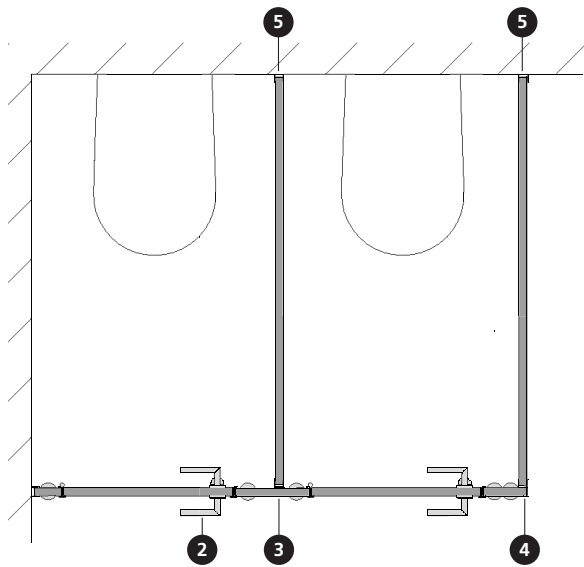
In the option with laminated panels (type SV30S), the colours white (3001), anthracite (3004) and black (3009) are available.

Special colours for panels, ABS strips and profiles in all RAL colours and special accessories are available upon request. Ask us!

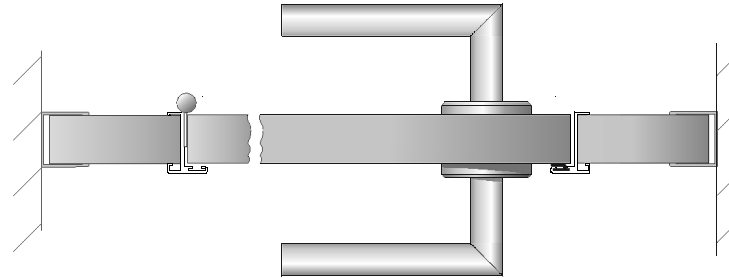
There may be a difference between printed colours and real colours.



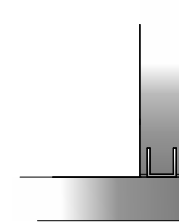
## Technical design of cubicle system type SV30



2 Cubicle front section with door handle

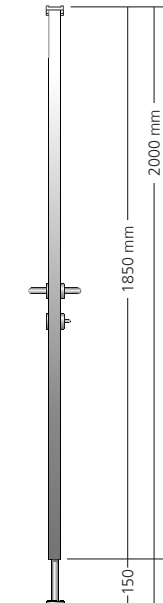


3 Front to partition wall connection

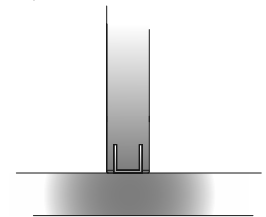


Front height section

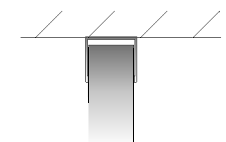
4 Corner attachment



4 Corner attachment



5 Wall connection with encompassing U-profile



We reserve the right to make technical alterations.

